

Retail Price List - Accessories

- AC1 Hospitality Pack** (£187.50) £ 225.00
To include 6 of each Knives, Forks, Wooden Mugs, Wooden Schnapps Cups & Wooden Plates plus a Wooden Clock, a Thermometer, a Visitor Book and a Pair of 'Binocular' Schnapps Bottles, a 'Telephone' Bottle Opener and a Napkin Holder.
- CP1 Catering Pack** (£270.84) £ 325.00
To include a Kettle Arm, a Manually Operated Fish/Meat Rotator, a Pair of Grill Mitts, a Tea Pot & Wooden Trivet, a Cooking Rail and a set of Cooking Utensils.
- CP2 Catering Pack (Cabin Only)** (£270.84) £ 325.00
To include Tri-Legged Cast Iron Skillet, a Detachable Grilling Arm, Two Detachable Saucepan Stands, a Kebab Stand with Skewers and a Cast Iron Kettle.
- AC2 Authentic Reindeer Hide** (each) (£104.17) £ 125.00
- AC3 Fire Safety Guard** (£82.50) £ 99.00
- AC4 External Log Box** (£104.17) £ 125.00
- OW1 Extra Opening Window** (£166.66) £ 200.00
- CV1 Set 5 Seat Cushions, 2 Scatter Cushions & 5 Window Valances** (Garden Rooms only) (£333.33) £ 400.00
- TT1 Table Top Conversion** (£100.00) £ 120.00
Fits on top of Cooking/Heating Unit - Suitable for Small or Medium Garden Lodge or Room.

(Please Note: All accessories are available to Garden Exteriors' customers but are subject to carriage charges if ordered separately).

Delivery & Installation

- IN0 - Full Installation Service - UK Mainland**
Excluding Delivery Costs from £ 600.00
- IN1 - Delivery Only - UK Mainland**
See Delivery Map from £ 300.00
- IN2 - Offshore UK Mainland - Please ask for a Quotation**
- IN3 - Europe - Please ask for a Quotation**

We have also recently introduced a full **Maintenance Service** where we will visit your premises to inspect, carry out any necessary maintenance and treat your Authentic Arctic Structure so that it is ready for many more years service.

Both our maintenance and relocation services are quoted on an individual basis so please call us on **01827 705215** for more information or put in a request for a quote by e-mail or through our web site.

The Garden Cabin

The Garden Cabin is equivalent in size to our popular medium size garden lodge but comes with a more cost effective barbecue/cooking unit and is designed specifically for installation on to a pre-prepared decking base.

Manufactured from 45mm thick Scandinavian Redwood, the wood is of the highest quality and sourced from sustainable forests within the Arctic Circle, in northern Finland.

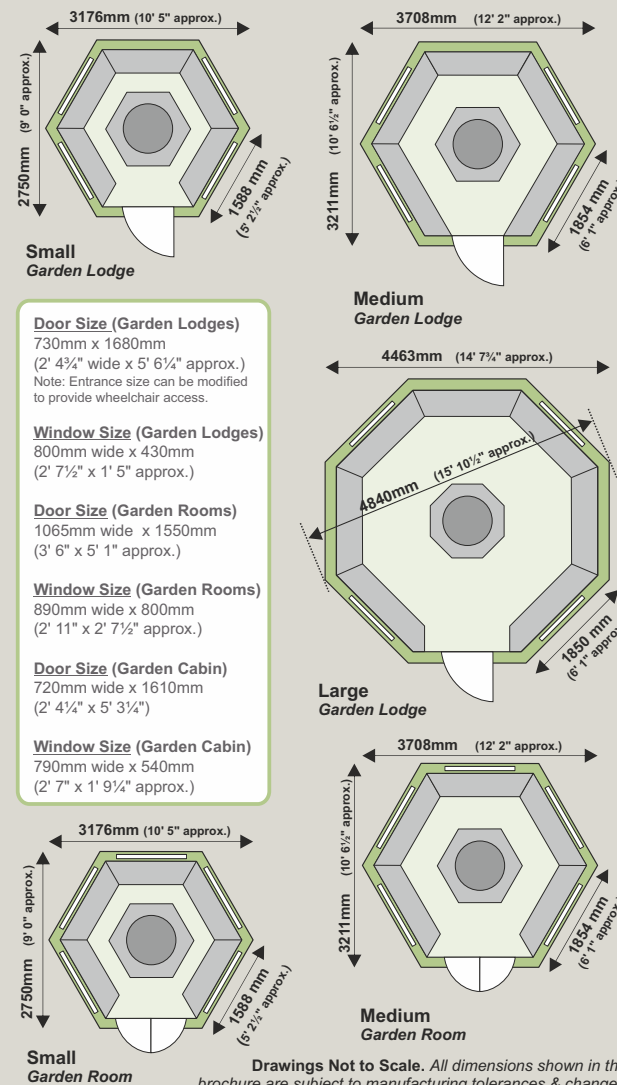
The Garden Cabin is manufactured using authentic techniques and is made to withstand the severe climatic conditions of the Arctic Circle.



Double glazing comes as standard which means that mid-winter use in the UK is not only possible but indeed a pleasure.



Will It Fit?



Other basic dimensions (approximate) of Garden Structures:

	Small	Medium	Large
Max. Diameter at Base	3176 mm (10' 5")	3708 mm (12' 2")	4840 mm (15' 10 1/2")
Max. Diameter of Roof Overhang	4038 mm (13' 3")	4470 mm (14' 8")	5879 mm (19' 3 1/2")
Overall Height including Chimney	3090 mm (10' 1 1/4")	3330 mm (10' 11")	3967 mm (13' 0")

Please remember, that when siting your structure, we recommend leaving at least 2 Metres clearance all round to allow for any local planning requirements and to carry out basic maintenance procedures and treatments.

All our products are available for Order at Shows around the UK or by Telephone:
01827 705215
Mobile: 07754 103983

You can also e-mail your enquiry to info@gardenexteriors.co.uk or visit our website at www.gardenexteriors.co.uk

Garden Exteriors Limited
Spon Lane, Grendon
Warwickshire, CV9 2PD



Authentic Arctic Structures


Garden Exteriors - regular winners of RHS Awards over the past 15 years.
Cover picture shows a Medium Size Garden Lodge with a Green Roof.
Photograph courtesy of Don Amott Parks Ltd.



The Garden Lodge



These stylish designs will bring new life to your garden and extend the summer season of alfresco entertaining into a year round possibility.



Garden Lodges are either hexagonal (Small and Medium) or octagonal (Large) in shape, with seating on all sides and a powder coated cooking/heating unit in a central position. They also make excellent garden offices for the self-employed and eligible businesses by the addition of our Table Top Conversion kit.

Typical Specifications - Garden Lodge:

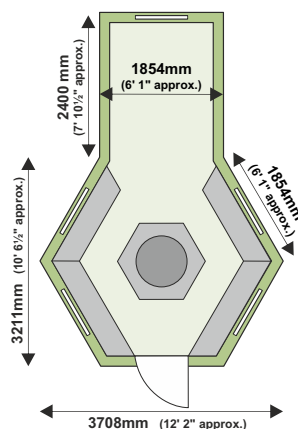
Small, Medium or Large size structures.
45mm Thick Half Round Scandinavian Redwood Log.
Double Tongue and Groove F. S.C. Timber,
(in accordance with RHS Rules & Regulations).
Tanalised Sub-Floor Frame with Ventilation.
Secondary Roof Ventilation.
Industrial Felted Roof (Black, Green, Terracotta Red) with
10 Year Manufacturers Guarantee.
9mm Double Glazed Windows.
Double Skinned Door with Security Lock and Key.
Galvanised Powder Coated Chimney
(Telescopic - *except* in the Large).
Galvanised Powder Coated Cooking/Heating Unit.
Galvanised Powder Coated External Chimney Cowling.
Seating for 10+ plus 2 Seat Extensions in the Small.
Seating for 15+ plus 3 Seat Extensions in the Medium.
Seating for 20+ plus 3 Seat Extensions in the Large.
Six Removable Lap Trays (Eight in the Large).
Loft Storage Space above Door Gable.

Garden Lodge with Extension



Our Medium Garden Lodge is now available with an extra extension which almost doubles the interior floor area and opens up a whole new range of options for the way in which your Garden Lodge can be used.

Illustrated here is a typical installation of a single extension but other installation options are also possible such as fitting in a different position or even adding two extensions.



Extensions can also be retro-fitted to any medium size lodge that has been previously supplied by Garden Exteriors.



Typical Specifications - Garden Lodge & Extension:

45mm Thick Half Round Scandinavian Redwood Log.
Double Tongue and Groove F. S.C. Timber,
(in accordance with RHS Rules & Regulations).
Tanalised Sub-Floor Frame with Ventilation.
Secondary Roof Ventilation.
Industrial Felted Roof (Black, Green, Terracotta Red) with
10 Year Manufacturers Guarantee.
9mm Double Glazed Windows.
Double Skinned Door with Security Lock and Key.
Galvanised Powder Coated Telescopic Chimney.
Galvanised Powder Coated Cooking/Heating Unit.
Galvanised Powder Coated External Chimney Cowling.
Seating for 10+, plus 2 Seat Extensions.
Six Removable Lap Trays.
Loft Storage Space above Door Gable.

The Garden Room



The traditional English summerhouse has been around for hundreds of years however they have always seemed to remain unused during those long winter days and evenings.

Produced in the same factory as our well established Garden Lodges, the Garden Room enjoys the same, exceptionally high standard of manufacture and finish.

With its 45mm thick solid Scandinavian Redwood walls, its double glazed and tinted windows and a pair of double skinned French doors the Garden Room now offers all year round comfort and usability.

Available in either Small or Medium versions, with an abundance of natural light, the choice of use is yours.



Typical Specifications - Garden Room:

Small or Medium size structures.
45mm Thick Half Round Scandinavian Redwood Log.
Double Tongue and Groove F. S.C. Timber,
(in accordance with RHS Rules & Regulations).
Tanalised Sub-Floor Frame with Ventilation.
Secondary Roof Ventilation.
Industrial Felted Roof (Black, Green, Terracotta Red) with
10 Year Manufacturers Guarantee.
5 x Extra Large Windows (3 Opening + 2 Fixed).
Double Skinned Double Doors with Security Lock & Key.
All Windows & Doors are Tinted & 9mm Double Glazed.
Galvanised Powder Coated Chimney (Telescopic).
Galvanised Powder Coated Cooking/Heating Unit.
Galvanised Powder Coated External Chimney Cowling.
Seating for 10+ in the Small.
Seating for 15+ in the Medium.
Two Seat Extensions.
Six Removable Lap Trays.

Retail Price List - Structures

Prices shown in brackets are exclusive of VAT

All Structures (except Cabin) come complete, AS STANDARD, with Double Glazed Windows, Double Glazed Door(s) with Security Lock, Industrial Grade Roof Tiles in Terracotta, Green or Black and Tanalised Sub-Floor with Ventilation.

Each Garden Lodge/Room/Cabin/Office is supplied with Seating, Seat Extensions, Powder Coated Chimney, Cooking/Heating Unit and a variety of accessories (full specifications available separately).

If required Garden Offices can be supplied in shell form ready for fitting out with your own office furniture and equipment.

A1	Small Garden Room	£ (£5666.66)	6,800.00
A2	Small Garden Room or Office	£ (£5666.66)	6,800.00
A3	Small Garden Lodge	£ (£5666.66)	6,800.00
A4	Small Garden Lodge or Office	£ (£5666.66)	6,800.00
A5	Medium Garden Room	£ (£6500.00)	7,800.00
A6	Medium Garden Room or Office	£ (£6500.00)	7,800.00
A7	Medium Garden Lodge	£ (£6500.00)	7,800.00
A8	Medium Garden Lodge or Office	£ (£6500.00)	7,800.00
A9	Garden Cabin	£ (£5166.67)	6,200.00
A10	Garden Cabin Office	£ (£5166.67)	6,200.00
A11	Large Garden Lodge	£ (£10833.34)	13,000.00
A12	Large Garden Lodge or Office	£ (£10833.34)	13,000.00
A13	Medium Garden Lodge or Office		
	With Single Extension	£ (9165.83)	10,999.00
A14	Medium Garden Lodge or Office		
	With Double Extension	£ (£11249.17)	13,499.00
A15	Extension ONLY	£ (£3083.33)	3,700.00

Retro fitted to any medium Garden Lodge supplied by Garden Exteriors

Retail Price List - Hot Tubs

Prices shown in brackets are exclusive of VAT

HT1	Round Hot Tub	£ (£3166.67)	3,800.00
HT2	Square Hot Tub	£ (£3166.67)	3,800.00